










































Total

Rank	Competitor	Age	Club	RT	PTS	Result	
1	 Lewis Clareburt	26		0.68		54.21 Entry: 53.76 +0.45	Q
	25m: 11.23 50m: 24.93 (13.70) 75m: 41.06 (16.13) 100m: 54.21 (13.15)						
2	 Cameron Gray	22		0.70		55.05 Entry: 54.48 +0.57	Q
	25m: 10.86 50m: 24.22 (13.36) 75m: 41.51 (17.29) 100m: 55.05 (13.54)						
3	 Sam Brown	21		0.69		55.14 Entry: 54.08 +1.06	Q
	25m: 11.40 50m: 25.32 (13.92) 75m: 41.39 (16.07) 100m: 55.14 (13.75)						
4	 Blake Elliott	22		0.63		55.15 Entry: 56.37 -1.22	Q
	25m: 11.08 50m: 25.68 (14.60) 75m: 40.91 (15.23) 100m: 55.15 (14.24)						
5	 Ryan Peck	19		0.24		55.29 Entry: 55.49 -0.20	Q
	25m: 11.38 50m: 25.34 (13.96) 75m: 41.75 (16.41) 100m: 55.29 (13.54)						
6	 Daniel Williams (V)	19		0.63		56.35 Entry: 56.73 -0.38	Q
	25m: 11.66 50m: 25.80 (14.14) 75m: 42.44 (16.64) 100m: 56.35 (13.91)						
7	 Harrison Biddell (V)	20		0.68		56.52 Entry: 56.13 +0.39	Q
	25m: 11.79 50m: 26.71 (14.92) 75m: 42.29 (15.58) 100m: 56.52 (14.23)						
8	 Orlando Hardie	17	 Hamilton Aquatics	0.67		56.55 Entry: 56.64 -0.09	Q
	25m: 11.33 50m: 25.60 (14.27) 75m: 42.51 (16.91) 100m: 56.55 (14.04)						
9	 Oscar Dingwall (V)	16		0.65		56.78 Entry: 57.34 -0.56	Q
	25m: 11.60 50m: 25.89 (14.29) 75m: 42.54 (16.65) 100m: 56.78 (14.24)						
10	 Luojingxi Chen	16		0.62		56.88 Entry: 57.87 -0.99	Q
	25m: 11.92 50m: 26.52 (14.60) 75m: 42.97 (16.45) 100m: 56.88 (13.91)						
11	 Nemanja Markovic	17	 THE SWIMMING	0.19		56.96 Entry: 58.44 -1.48	Q
	25m: 11.72 50m: 27.05 (15.33) 75m: 43.37 (16.32) 100m: 56.96 (13.59)						
12	 Liam Rees	18		0.72		57.33 Entry: 58.71 -1.38	Q
	25m: 12.03 50m: 26.42 (14.39) 75m: 43.71 (17.29) 100m: 57.33 (13.62)						
13	 Lucas Wilson (V)	21		0.70		57.68 Entry: 59.07 -1.39	Q
	25m: 11.64 50m: 26.34 (14.70) 75m: 43.75 (17.41) 100m: 57.68 (13.93)						
14	 Roman Anderson	16		0.55		57.70 Entry: 58.89 -1.19	Q
	25m: 11.90 50m: 26.46 (14.56) 75m: 43.18 (16.72) 100m: 57.70 (14.52)						
15	 Luke Manderson	16	 Whangarei Aquatics Club	0.71		57.72 Entry: 1:00.37 -2.65	Q
	25m: 11.63 50m: 26.22 (14.59) 75m: 43.53 (17.31) 100m: 57.72 (14.19)						
16	 Alessan... Espo...	21		0.66		57.84 Entry: 57.94 -0.10	Q
	25m: 12.04 50m: 26.12 (14.08) 75m: 43.66 (17.54) 100m: 57.84 (14.18)						
17	 Eric Wong	16	 The Family Club	0.20		57.85 Entry: 59.16 -1.31	Q
	25m: 11.66 50m: 26.40 (14.74) 75m: 43.36 (16.96) 100m: 57.85 (14.49)						
18	 No... Ireland-Spi...	18		0.69		58.22 Entry: 58.02 +0.20	Q
	25m: 11.48 50m: 26.22 (14.74) 75m: 44.02 (17.80) 100m: 58.22 (14.20)						
19	 William Campbell	30	 Whangarei Aquatics Club	0.69		58.28 Entry: 1:00.80 -2.52	Q
	25m: 11.38 50m: 25.73 (14.35) 75m: 43.57 (17.84) 100m: 58.28 (14.71)						
20	 Hunter Lloyd	17		0.63		58.34 Entry: 59.27 -0.93	Q
	25m: 11.90 50m: 26.72 (14.82) 75m: 43.63 (16.91) 100m: 58.34 (14.71)						

21	Grayson Coulter	13		0.67	58.42 Entry: 59.38	13yrs NZR -0.96	Q
	25m: 11.90 50m: 26.05 (14.15) 75m: 44.36 (18.31) 100m: 58.42 (14.06)						
22	Joseph Reiher	18		0.73	58.56 Entry: 59.86	-1.30	Q
	25m: 12.09 50m: 27.81 (15.72) 75m: 44.08 (16.27) 100m: 58.56 (14.48)						
23	Elwin Bao	17		0.72	58.61 Entry: 58.38	+0.23	Q
	25m: 12.54 50m: 27.42 (14.88) 75m: 44.15 (16.73) 100m: 58.61 (14.46)						
24	William Delamare	17		0.71	58.62 Entry: 58.70	-0.08	Q
	25m: 11.72 50m: 26.28 (14.56) 75m: 44.09 (17.81) 100m: 58.62 (14.53)						
25	Caleb Yin	15		0.70	58.98 Entry: 1:00.85	-1.87	Q
	25m: 12.27 50m: 27.67 (15.40) 75m: 43.98 (16.31) 100m: 58.98 (15.00)						
26	Vin... Downs-H...	26		0.65	59.20 Entry: 59.68	-0.48	Q
	25m: 12.22 50m: 26.81 (14.59) 75m: 44.63 (17.82) 100m: 59.20 (14.57)						
27	Danny Sun	15		0.75	59.22 Entry: 1:00.04	-0.82	Q
	25m: 12.56 50m: 28.03 (15.47) 75m: 44.60 (16.57) 100m: 59.22 (14.62)						
28	Declan Broadfoot	15		0.65	59.31 Entry: 59.45	-0.14	Q
	25m: 12.69 50m: 27.42 (14.73) 75m: 45.29 (17.87) 100m: 59.31 (14.02)						
29	Joel Verran	19		0.69	59.37 Entry: 58.88	+0.49	Q
	25m: 11.81 50m: 26.64 (14.83) 75m: 44.74 (18.10) 100m: 59.37 (14.63)						
30	Flyn Beattie	17		0.70	59.39 Entry: 59.15	+0.24	Q
	25m: 11.91 50m: 26.38 (14.47) 75m: 44.70 (18.32) 100m: 59.39 (14.69)						
31	Cole Fougere	16		0.61	59.42 Entry: 59.89	-0.47	
	25m: 12.33 50m: 27.29 (14.96) 75m: 44.75 (17.46) 100m: 59.42 (14.67)						
32	Jonat... Swanep...	18		0.63	59.54 Entry: 1:00.02	-0.48	q
	25m: 12.08 50m: 26.95 (14.87) 75m: 44.88 (17.93) 100m: 59.54 (14.66)						
32	Kase Glintmeyer	14		0.66	59.54 Entry: 59.76	-0.22	?
	25m: 12.16 50m: 27.04 (14.88) 75m: 44.72 (17.68) 100m: 59.54 (14.82)						
34	Nael Roux (V)	19		0.67	59.62 Entry: 57.22	+2.40	R1
	25m: 11.81 50m: 27.47 (15.66) 75m: 44.83 (17.36) 100m: 59.62 (14.79)						
35	Neo Salomonsson	16		0.74	59.64 Entry: 59.63	+0.01	
	25m: 11.49 50m: 26.62 (15.13) 75m: 45.23 (18.61) 100m: 59.64 (14.41)						
36	Nico Solodi	19		0.22	59.65 Entry: 59.24	+0.41	R2
	25m: 12.32 50m: 27.18 (14.86) 75m: 44.90 (17.72) 100m: 59.65 (14.75)						
37	John Park	17		0.67	59.66 Entry: 1:00.52	-0.86	
	25m: 12.15 50m: 27.53 (15.38) 75m: 44.95 (17.42) 100m: 59.66 (14.71)						
38	Kayne Howat	17		0.63	59.74 Entry: 1:01.93	-2.19	
	25m: 11.69 50m: 26.43 (14.74) 75m: 44.85 (18.42) 100m: 59.74 (14.89)						
39	Fred Hassell (V)	16		0.68	59.89 Entry: 1:01.07	-1.18	
	25m: 11.95 50m: 27.14 (15.19) 75m: 45.55 (18.41) 100m: 59.89 (14.34)						
39	Henry Williams	22		0.71	59.89 Entry: 59.31	+0.58	
	25m: 11.56 50m: 27.07 (15.51) 75m: 45.43 (18.36) 100m: 59.89 (14.46)						
41	Noah Pronk (V)	19		0.72	1:00.20 Entry: 58.69	+1.51	
	25m: 12.29 50m: 26.91 (14.62) 75m: 45.71 (18.80) 100m: 1:00.20 (14.49)						
42	Caign Boonen	17		0.69	1:00.25 Entry: 1:00.62	-0.37	
	25m: 12.50 50m: 27.30 (14.80) 75m: 45.81 (18.51) 100m: 1:00.25 (14.44)						
43	Zachary Alexander	18		0.66	1:00.42		

25m: 11.96 50m: 27.18 (15.22) 75m: 46.04 (18.86) 100m: 1:00.42 (14.38)

44	 Lucas Perceval	18		0.73	1:00.50 Entry: 1:00.24 +0.26
----	--	----	--	------	---------------------------------


25m: 12.20 50m: 26.73 (14.53) 75m: 45.70 (18.97) 100m: 1:00.50 (14.80)

45	 Liam Curling	16		0.65	1:00.81 Entry: 1:01.04 -0.23
----	--	----	---	------	---------------------------------


25m: 11.83 50m: 26.94 (15.11) 75m: 46.02 (19.08) 100m: 1:00.81 (14.79)

46	 Isaac Allan (V)	15		0.67	1:00.85 Entry: 1:01.38 -0.53
----	---	----	---	------	---------------------------------

25m: 12.53 50m: 27.62 (15.09) 75m: 45.89 (18.27) 100m: 1:00.85 (14.96)

47	 Caden Fuatimau	15		0.69	1:00.88 Entry: 1:01.42 -0.54
----	--	----	---	------	---------------------------------

25m: 12.39 50m: 28.12 (15.73) 75m: 45.89 (17.77) 100m: 1:00.88 (14.99)

48	 Ionata... BakerS...	18		0.72	1:00.93 Entry: 1:00.45 +0.48
----	---	----	---	------	---------------------------------



25m: 12.40 50m: 27.51 (15.11) 75m: 45.98 (18.47) 100m: 1:00.93 (14.95)

49	 Ryan Hewertson	16		0.17	1:01.10 Entry: 1:01.26 -0.16
----	--	----	---	------	---------------------------------



25m: 12.21 50m: 27.34 (15.13) 75m: 46.42 (19.08) 100m: 1:01.10 (14.68)

50	 Sam Skidmore	16		0.70	1:01.12 Entry: 1:02.87 -1.75
----	--	----	---	------	---------------------------------



25m: 11.93 50m: 27.15 (15.22) 75m: 47.21 (20.06) 100m: 1:01.12 (13.91)

51	 Bradley Searle	16		0.62	1:01.24 Entry: 1:02.77 -1.53
----	--	----	---	------	---------------------------------



25m: 12.71 50m: 28.36 (15.65) 75m: 46.46 (18.10) 100m: 1:01.24 (14.78)

52	 Alexan... Copoc...	16		0.66	1:01.26 Entry: 59.76 +1.50
----	--	----	---	------	-------------------------------



25m: 12.63 50m: 27.73 (15.10) 75m: 46.36 (18.63) 100m: 1:01.26 (14.90)

53	 Hamish Inwood	18		0.70	1:01.42 Entry: 1:00.96 +0.46
----	--	----	--	------	---------------------------------



25m: 11.98 50m: 27.42 (15.44) 75m: 46.44 (19.02) 100m: 1:01.42 (14.98)

54	 Henry Wang	14		0.66	1:01.46 Entry: 1:00.74 +0.72
----	--	----	---	------	---------------------------------


25m: 12.75 50m: 28.70 (15.95) 75m: 46.80 (18.10) 100m: 1:01.46 (14.66)

55	 Tyson Lynch	17		0.65	1:01.52 Entry: 1:00.93 +0.59
----	---	----	---	------	---------------------------------



25m: 12.44 50m: 27.93 (15.49) 75m: 46.35 (18.42) 100m: 1:01.52 (15.17)

56	 Michael Chen	15		0.20	1:01.57 Entry: 1:00.92 +0.65
----	--	----	---	------	---------------------------------

25m: 12.19 50m: 28.22 (16.03) 75m: 46.14 (17.92) 100m: 1:01.57 (15.43)

57	 Zachary Horton	14		0.67	1:01.58 Entry: 1:03.07 -1.49
----	--	----	---	------	---------------------------------

25m: 12.93 50m: 28.41 (15.48) 75m: 47.05 (18.64) 100m: 1:01.58 (14.53)

58	 Oscar Pedersen	16		0.28	1:01.63 Entry: 1:03.18 -1.55
----	--	----	---	------	---------------------------------

25m: 12.43 50m: 28.04 (15.61) 75m: 46.70 (18.66) 100m: 1:01.63 (14.93)

59	 Fergus Charlton	18		0.71	1:01.72 Entry: 1:01.66 +0.06
----	---	----	---	------	---------------------------------

25m: 12.84 50m: 28.62 (15.78) 75m: 46.46 (17.84) 100m: 1:01.72 (15.26)

60	 Flynn Grace	17		0.73	1:01.78 Entry: 1:01.82 -0.04
----	---	----	---	------	---------------------------------

25m: 12.53 50m: 28.18 (15.65) 75m: 46.33 (18.15) 100m: 1:01.78 (15.45)

61	 Jack McPhail	15		0.66	1:01.81 Entry: 1:01.92 -0.11
----	--	----	---	------	---------------------------------



25m: 12.48 50m: 27.95 (15.47) 75m: 46.66 (18.71) 100m: 1:01.81 (15.15)

62	 Zandre Herbst	14		0.72	1:01.94 Entry: 1:01.81 +0.13
----	---	----	---	------	---------------------------------

25m: 12.18 50m: 27.97 (15.79) 75m: 47.13 (19.16) 100m: 1:01.94 (14.81)

63	 Hau... Sommers...	14		0.64	1:02.10 Entry: 1:04.97 -2.87
----	---	----	---	------	---------------------------------



25m: 12.52 50m: 28.54 (16.02) 75m: 46.65 (18.11) 100m: 1:02.10 (15.45)

64	 William Callow	14		0.23	1:02.24 Entry: 1:02.42 -0.18
----	--	----	---	------	---------------------------------

25m: 13.16 50m: 28.94 (15.78) 75m: 47.65 (18.71) 100m: 1:02.24 (14.59)



65	 Jaeci Yee	15		0.68	1:02.79 Entry: 1:04.16 -1.37
----	---	----	---	------	---------------------------------

25m: 11.96 50m: 28.09 (16.13) 75m: 47.91 (19.82) 100m: 1:02.79 (14.88)



66  **Taka Sugiyama** 18  0.66 **1:02.91**
Entry: 1:02.04 **+0.87**
25m: 13.00 50m: 29.17 (16.17) 75m: 47.69 (18.52) 100m: 1:02.91 (15.22)

67  **Manson Meng** 14  0.64 **1:02.93**
Entry: 1:03.76 **-0.83**
25m: 12.91 50m: 28.52 (15.61) 75m: 48.00 (19.48) 100m: 1:02.93 (14.93)


68  **Henry Wang** 15  0.58 **1:02.95**
Entry: 1:03.03 **-0.08**
25m: 12.44 50m: 29.31 (16.87) 75m: 47.61 (18.30) 100m: 1:02.95 (15.34)



69  **Jack Kennett** 15  0.64 **1:02.98**
Entry: 1:03.32 **-0.34**
25m: 12.90 50m: 29.77 (16.87) 75m: 47.68 (17.91) 100m: 1:02.98 (15.30)



70  **Dmitry Kuzmenkov** 16  0.67 **1:03.04**
Entry: 1:04.07 **-1.03**
25m: 12.80 50m: 30.72 (17.92) 75m: 48.36 (17.64) 100m: 1:03.04 (14.68)

71  **Gray... Swanep...** 15  0.72 **1:03.09**
Entry: 1:03.90 **-0.81**
25m: 12.67 50m: 29.10 (16.43) 75m: 47.87 (18.77) 100m: 1:03.09 (15.22)



72  **Finn Aloua** 14  0.67 **1:03.13**
Entry: 1:03.11 **+0.02**
25m: 13.47 50m: 30.69 (17.22) 75m: 48.31 (17.62) 100m: 1:03.13 (14.82)



73  **Felix Thomas** 16  0.64 **1:03.25**
Entry: 1:04.14 **-0.89**
25m: 12.62 50m: 28.33 (15.71) 75m: 47.91 (19.58) 100m: 1:03.25 (15.34)



74  **Henry Childs** 14  0.73 **1:03.49**
Entry: 1:04.63 **-1.14**
25m: 12.71 50m: 28.45 (15.74) 75m: 47.87 (19.42) 100m: 1:03.49 (15.62)


74  **Runxiang Wang** 15  0.71 **1:03.49**
Entry: 1:03.81 **-0.32**
25m: 12.71 50m: 29.22 (16.51) 75m: 47.53 (18.31) 100m: 1:03.49 (15.96)



76  **James Zhang** 14  0.73 **1:03.50**
Entry: 1:04.99 **-1.49**
25m: 13.25 50m: 29.52 (16.27) 75m: 48.37 (18.85) 100m: 1:03.50 (15.13)


77  **Simiosi Tukia** 15  0.77 **1:03.64**
Entry: 1:03.69 **-0.05**
25m: 12.83 50m: 29.08 (16.25) 75m: 48.33 (19.25) 100m: 1:03.64 (15.31)

78  **Michael Yang** 14  0.79 **1:03.71**
Entry: 1:03.04 **+0.67**
25m: 13.64 50m: 30.16 (16.52) 75m: 47.68 (17.52) 100m: 1:03.71 (16.03)

79  **Daniel Ecclestone** 15  0.67 **1:04.12**
Entry: 1:03.14 **+0.98**
25m: 12.41 50m: 28.15 (15.74) 75m: 48.45 (20.30) 100m: 1:04.12 (15.67)

80  **Austin Aves** 14  0.80 **1:04.19**
Entry: 1:06.29 **-2.10**
25m: 13.25 50m: 28.82 (15.57) 75m: 48.67 (19.85) 100m: 1:04.19 (15.52)

81  **Kento Wangford** 14  0.68 **1:04.21**
Entry: 1:05.35 **-1.14**
25m: 12.70 50m: 28.76 (16.06) 75m: 48.46 (19.70) 100m: 1:04.21 (15.75)


82  **E... O'Connor...** 16  0.80 **1:04.25**
Entry: 1:02.81 **+1.44**
25m: 13.11 50m: 29.99 (16.88) 75m: 48.61 (18.62) 100m: 1:04.25 (15.64)



























83  **Lachlan Collins** 15  0.68 **1:04.53**
Entry: 1:05.11 **-0.58**
25m: 13.22 50m: 28.92 (15.70) 75m: 49.52 (20.60) 100m: 1:04.53 (15.01)

84  **Alex Gibson** 16  0.25 **1:04.56**
Entry: 1:04.48 **+0.08**
25m: 12.74 50m: 27.96 (15.22) 75m: 49.13 (21.17) 100m: 1:04.56 (15.43)

85  **Charles Jessen** 15  0.69 **1:04.65**
Entry: 1:04.56 **+0.09**
25m: 13.26 50m: 28.49 (15.23) 75m: 49.02 (20.53) 100m: 1:04.65 (15.63)

86  **Oscar Dunn** 13  0.70 **1:04.74**
Entry: 1:05.23 **-0.49**
25m: 13.87 50m: 30.59 (16.72) 75m: 48.69 (18.10) 100m: 1:04.74 (16.05)

87  **Dominic Barton** 14  0.71 **1:04.79**
Entry: 1:06.38 **-1.59**
25m: 12.96 50m: 29.90 (16.94) 75m: 50.24 (20.34) 100m: 1:04.79 (14.55)

88	 Lucas Commerford	16		0.70	1:04.80 Entry: 1:04.38 +0.42
	25m: 13.24 50m: 29.36 (16.12) 75m: 49.30 (19.94) 100m: 1:04.80 (15.50)				
89	 Jacob Forbes	14		0.66	1:04.93 Entry: 1:06.70 -1.77
	25m: 13.72 50m: 30.25 (16.53) 75m: 49.61 (19.36) 100m: 1:04.93 (15.32)				
89	 Jaiah Otene	14		0.78	1:04.93 Entry: 1:05.01 -0.08
	25m: 13.43 50m: 29.89 (16.46) 75m: 48.92 (19.03) 100m: 1:04.93 (16.01)				
91	 Shawn Li	14		0.73	1:05.19 Entry: 1:04.78 +0.41
	25m: 13.68 50m: 31.27 (17.59) 75m: 49.56 (18.29) 100m: 1:05.19 (15.63)				
92	 Leo Liu	13		0.73	1:05.63 Entry: 1:06.80 -1.17
	25m: 13.69 50m: 31.26 (17.57) 75m: 49.72 (18.46) 100m: 1:05.63 (15.91)				
93	 Ryan Zhou	14		0.76	1:05.68 Entry: 1:04.48 +1.20
	25m: 13.28 50m: 29.65 (16.37) 75m: 49.65 (20.00) 100m: 1:05.68 (16.03)				
94	 Seamus Avery	14		0.72	1:05.78 Entry: 1:06.50 -0.72
	25m: 12.86 50m: 29.34 (16.48) 75m: 48.90 (19.56) 100m: 1:05.78 (16.88)				
95	 Jk Wang	13		0.21	1:05.93 Entry: 1:06.11 -0.18
	25m: 13.67 50m: 30.65 (16.98) 75m: 49.95 (19.30) 100m: 1:05.93 (15.98)				
96	 Blake Allan (V)	13		0.71	1:06.02 Entry: 1:06.11 -0.09
	25m: 13.12 50m: 29.53 (16.41) 75m: 50.40 (20.87) 100m: 1:06.02 (15.62)				
97	 Aiden Carlisle	13		0.67	1:06.17 Entry: 1:06.38 -0.21
	25m: 13.47 50m: 30.96 (17.49) 75m: 50.27 (19.31) 100m: 1:06.17 (15.90)				
98	 Fletcher Cummings	13		0.73	1:06.21 Entry: 1:06.60 -0.39
	25m: 14.02 50m: 30.57 (16.55) 75m: 51.18 (20.61) 100m: 1:06.21 (15.03)				
99	 Braden Turei	15		0.69	1:06.31 Entry: 1:04.95 +1.36
	25m: 13.64 50m: 30.86 (17.22) 75m: 50.13 (19.27) 100m: 1:06.31 (16.18)				
100	 Charles Leech	15		0.25	1:06.34 Entry: 1:05.11 +1.23
	25m: 13.86 50m: 31.54 (17.68) 75m: 50.37 (18.83)				